


Ainsdale St. John's

Whole School Curriculum Objectives Autumn 2 (2023)



Ainsdale St. John's Curriculum Overview

Year: Reception

Term: Autumn 2

Writing

Focus Text: The Journey Home by Emma Levey

Break speech into words

Begin to write a simple sentence (using CVC words)

Write some irregular common words

Write labels and captions

Hear and say initial sounds in words

Use some clearly identifiable letters to communicate meaning, representing some sounds correctly and in sequence

Maths

Number

Representing 1, 2,3, Composition of 1,2,3, Comparing 1,2,3

Number 4

Number 5

One more and One Less

Measure, Shape and Spatial Awareness

Circles and Triangles

Spatial Awareness 1

Shapes with 4 side

RE

Unit 1: Special People

Give pupils an opportunity to explore Christian values through their own actions and the actions of others

Highlight the role of significant/special people in pupil's lives

Emphasise the ways in which Jesus was a special person.

Unit 2: Christmas

Explore the nativity story in a variety of ways and ensure pupils know that Christmas is the celebration of Jesus' birth

Humanities / Understanding the World

Journeys / Celebrations

The aims of these units are to:

To follow a storyline and flow map

Explore fiction stories

Compare and contrast characters from stories

Making observations and drawing pictures

Know some similarities and differences between different religious and cultural communities and celebrations

Art & Design

Throughout the year the children will be given the opportunity to:

DI

Explore different materials freely, in order to develop their ideas about how to use them and what to make

Develop their own ideas and then decide which materials to use to express them
Join different materials and explore different textures

Art

Explore, use and refine a variety of artistic effects to express their ideas and feelings through painting, drawing, sketching
Progress towards a more fluent style of moving, with developing control and grace

Music

My Stories

Listening and responding to different styles of music
Embedding foundations of the interrelated dimensions of music
Learning to sing or sing along with nursery rhymes and action songs
Improvising leading to playing classroom instruments
Share and perform the learning that has taken place

Throughout Reception, the children will be taught to:
Begin to build a repertoire of songs and dances
Explore the different sounds of instruments

PE / Physical Development

Ball Skills


Combine different movements with ease and fluency
Develop overall body-strength, balance, co-ordination and agility
Develop and refine a range of ball skills including: throwing, catching, kicking, passing, batting, and aiming

Outdoor Play Skills

They will spend time learning basic skills such as stopping safely, using and sharing equipment and working individually, with a partner and group.
They will take part in activities which will develop fundamental movement skills such as running, jumping and skipping.
Children will also play simple games and begin to understand and use rules

Personal, Social and Emotional Development

Throughout the year the children will be given the opportunity to:
See themselves as valuable individuals
Build constructive and respectful relationships
Express their feelings and consider the feelings of others
Show resilience and perseverance in the face of challenge
Identify and moderate their own feelings socially and emotionally
Think about the perspectives of others
Manage their own needs through personal hygiene
Know and talk about the different factors that support their overall health and wellbeing: regular physical activity, healthy eating, tooth brushing, sensible amounts of 'screen time', having a good sleep routine and being a safe pedestrian



Ainsdale St. John's Curriculum Overview

Year: 1

Term: Autumn 2

Reading

Focus Text: Little Red Riding Hood and Jack and the Beanstalk Texts

Become familiar with key stories, fairy stories and traditional tales

Retell stories and consider their particular characteristics

Make inferences on the basis of what is being said and done

Predict what might happen on the basis of what has been read so far

Spoken Language

Listen and respond

Ask relevant questions

Build vocabulary

Participate in **discussions**, presentations, performances, role play, improvisations and debates

Writing

Focus Text: Nibbles by Emma Yarlett

Written Outcome: Recount - To write a diary entry in the first person (Nibbles) based on Nibbles' adventures in the story

Orally compose a sentence before writing it

Write key words and new vocabulary

Begin to link ideas by subject or pronoun

Combine words to make single clause sentence

Use *and* to join words and clauses

Use capital letters for names of people, places, and days of the week

Use a capital letter for the personal pronoun I

Use punctuation in some sentences: Some full stops and capital letters. Some question marks (letters). Some exclamation marks.

Spell the days of the week accurately

Use some accurate use of suffixes for past tense endings with no change to the root

Maths

Addition and Subtraction (within 10)

Identify and represent numbers using objects and pictorial representations including the number line, and use the language of: equal to, more than, less than (fewer)

Read, write and interpret mathematical statements involving addition (+), subtraction (-) and equals (=) signs

Represent and use number bonds and related subtraction facts

Add and subtract 1-digit and 2-digit numbers, including zero

To use fact families eg $2+8=10$, $8+2=10$, $10-8=2$, $10-2=8$

Geometry: Shape

Recognise and name common 2D shapes such as rectangles, squares, circles and triangles.

Recognise and name common 3D shapes such as cuboids, cubes, pyramids and spheres.

Sort 3D and 2D shapes

Make patterns with 2D and 3D shapes

ScienceSeasonal Changes

Observe and describe how the weather changes across the seasons.

Collect and record data about the weather in autumn and winter

Identify signs of autumn and winter.

Describe how day length varies from autumn to winter.

Identify changes in the trees and in clothes that we wear from autumn to winter.

REChristmas Story: Why does Christmas matter to Christians?

The wise men visited Jesus after the shepherds

Christians believe that Jesus is a gift from God

Retell the nativity story

Talk about giving and receiving gifts

Talk about Jesus being God's son

ComputingCreating Media: Digital Painting

Describe what different freehand tools do

Use the shape tool and the line tools

Make careful choices when painting a digital picture

Explain why tools were chosen

Use a computer independently to paint a picture

Compare painting a picture on a computer and on paper

HumanitiesSignificant Individuals: Polar Explorers

Explain what makes a person significant

Find out about the first expeditions to the South Pole

Explore the achievements of Matthew Henson

Explore the achievements of Felicity Aston

Compare the experience of Felicity Aston's polar experience with that of Matthew Henson's

Art & DesignDT: Stable Structures

Explore the features of stable structures, including toy car garages

Design and plan a stable structure

Explore a range of materials and make decisions based on the end product

Follow a design plan and make a product

Evaluate products

MusicTempo (Theme: Snail and mouse)

Explore using voices and bodies expressively

Practice a rhyme using fast and slow beats on instruments

Use voices to perform a song with a fast and slow beat

Use singing voices and an instrument to perform a song with a fast and slow beat

Demonstrate fast and slow beats within the context of a story

PEFundamentals

Explore balance, stability and landing safely

Explore how the body moves differently when running at different speeds

Explore changing direction and dodging

Explore jumping, hopping and skipping actions

Explore co-ordination and combination jumps
Explore combination jumping and skipping in an individual rope

Dance - Weather

Use counts of 8 to move in time and make my dance look interesting
Explore pathways in my dance
Create my own dance using actions, pathways and counts.

Dance – On Safari

Explore and copy actions in response to a them
Create my own actions for an animal
Explore pathways with a partner


PSHCE

Family & Relationships

Gender Stereotypes

Health & Wellbeing

Understanding my emotions
Ready for bed
Handwashing & personal hygiene
Sun Safety



Ainsdale St. John's Curriculum Overview

Year: 2

Term: Autumn 2

Reading

Focus Text: Above and Below by Hanako Clulow

Introduce non-fiction books that are structured in different ways

Answer and ask questions

Discuss and clarify the meaning of words, linking new meanings to know vocabulary

Predict what might happen on the basis of what has been read so far

Discuss their favourite words and phrases

Discuss the sequence of events in books and how items of information are related

Make inferences on the basis of what is being said and done

Writing

Focus Text: The Owl Who Was Afraid of the Dark

Written Outcome: Non-chronological report on owls

Use co-ordination (but, or)

Add -ly to turn adjectives into adverbs

Write for different purposes

Use commas to separate items in a list

Use specific vocabulary linked to the topic

Use clear and precise description

Write in present tense

Know and use a title, sub-headings, an introduction, grouped information and facts from research.

Maths

Number: Addition and Subtraction

Add to the next 10 and add across a 10

Subtract across a 10 and subtract from a 10

Subtract a 1-digit number from a 2-digit number

10 more, 10 less

Add and subtract 10s

Add and subtract two 2-digit numbers

Compare number sentences

Complete missing number problems

Geometry: Shape

Recognise 2D and 3D shapes

Count sides and vertices on 2D shapes

Draw and sort 2D shapes

Recognise and use lines of symmetry on shapes

Count faces, edges and vertices on 3D shapes

Sort 3D shapes

Make patterns with 2D and 3D shapes

Science

Animals, including Humans (1)

Match, sort and group young animals and their adults

Find out how animals change as they grow into adults

Compare the stages of the human life cycle

REChristmas: Why was the birth of Jesus such good news?

Christians believe that the birth of Jesus is good news

Angels brought the good news to Zachariah, Mary and the shepherds

Christians believe Jesus is the saviour of the world

Ask good questions about the Christmas story

Retell the Christmas story

Talk about the message of the angels and describe the different ways artists portray angels

Talk about the ways we share the good news at Christmas time

ComputingCreating Media – Digital Photography

Know what devices can be used to take photographs

Use a digital device to take a photograph

Describe what makes a good photograph

Decide how photographs can be improved

Use tools to change an image

Recognise that images can be changed

HumanitiesHistory: The Great Fire of London

Find ways that London has changed between pre-1666 and now

Identify differences and similarities, comparing present day living to how people of London lived during 1666

Know how the Great Fire started and spread

Understand how we know what happened with the Great Fire

Know how London was rebuilt after the fire

Art & DesignDT: Vehicles

Investigate a variety of vehicles and their uses and features

Investigate wheels, axes and chassis

Investigate ways of creating and decorating the body of a vehicle

Design a vehicle

Make a vehicle based on a design

Evaluate a finished product

MusicOrchestral Instruments (Traditional Western Stories)

Listen to and analyse an orchestral version of a traditional story

Listen to and analyse a film musical version of a traditional story

Select appropriate sounds to match events, characters and feelings in a story

Write a play script and select appropriate musical sounds to accompany it

Perform a story script with accompanying music

PEFundamentals

Develop balance, stability and landing safely
Explore how the body moves differently when running at different speeds
Develop changing direction and dodging
Develop and explore jumping, hopping and skipping actions
Develop co-ordination and combining jumps
Develop combination jumping and skipping in an individual rope

Gymnastics


Perform gymnastic shapes and link them together
Use shapes to create balances
Link travelling actions and balances using apparatus
Demonstrate different shapes, take off and landings when performing jumps
Develop rolling and sequence building
Develop sequence work on apparatus

PSHCEFamily & Relationships

Gender stereotypes: Careers and jobs

Health & Wellbeing

Experiencing different emotions
Developing a growth mindset
Healthy diet
Looking after our teeth



Ainsdale St. John's Curriculum Overview

Year: 3

Term: Autumn 2

Reading

Focus Text: Reading: Ice Palace by Robert Swindells

Ask questions to improve understanding

Draw inferences (inferring characters' feelings, thoughts and motives from their actions) and justify with evidence

Draw inferences (inferring characters' feelings, thoughts and motives from their actions) and justify with evidence

Discuss words and phrases that capture the reader's interest and imagination

Writing

Focus Text: Winter's Child, Angela McAllister

Outcome: Fiction – Story based on a fable

Use conjunctions and adverbs to express, time, place and cause

Use a or an according to whether the next word begins with a vowel or consonant

In narratives, create characters, settings and plot

Use inverted commas to punctuate direct speech

Use small details to describe characters

Establish the setting in the first line

Include a setting to create atmosphere

Use imagery for description

Use 1st or 3rd person consistently

Use tenses appropriately

Sequence story and use paragraphs

Maths

Number: Multiplication and division

Count from 0 in multiples of 4, 8, 50 and 100

Recall and use multiplication and division facts for the 3, 4 and 8 multiplication tables

Write and calculate mathematical statements for multiplication and division using the multiplication tables they know, including for two-digit numbers times one-digit numbers, using mental and progressing to formal written methods

Solve problems, including missing number problems, involving multiplication and division, including positive integer scaling problems and correspondence problems in which n objects are connected to m objectives

Science

Animals, including Humans (Skeletons)

Sort foods into food groups and find out about the nutrients that different foods provide.

Identify that animals, including humans, need the right types and amount of nutrition

Sort animal skeletons into groups, discussing patterns and similarities and differences.

Investigate an idea about how the human skeleton supports movement.

Explain how bones and muscles work together to create movement.

RE

Harvest: Revisit Sukkot

Describe the traditional content of Christian Harvest Festival services

Describe and explain the Jewish festival of Sukkot

Explain why Christians celebrate harvest

Christmas, God with us

Make links between their own experiences and the experiences of others

Retell stories about the presence of Jesus changing people's lives

Describe the ways in which the actions of Christians show Jesus' presence in the world

Ask good questions about religious beliefs

Computing

Creating Media – Animation

Explain that animation is a sequence of drawings or photographs

Relate animated movement with a sequence of images

Plan an animation

Identify the need to work consistently and carefully

Review and improve an animation

Evaluate the impact of adding other media to an animation

Humanities

History - Stone Age to Iron Age

Understand what humans needed for survival in the Stone Age

Understand what was found at Skara Brae and why it is important

Understand what copper mining meant to the people of the Bronze Age

Understand how evidence about Stonehenge can give us different answers about the past

Know how and why hillforts were developed in the Iron Age

Discuss how evidence about Druids can give us different answers about the past

Art & Design

DT: Story Books

Investigate and evaluate products with lever and linkage systems

Experiment with a range of techniques to create moving mechanisms

Explore and experiment with a range of different fonts and graphic techniques

Plan and design a storybook

Make a storybook with moving mechanisms using a design

Evaluate a finished product

Music

Creating Composition in Response to Animation (Mountains)

Telling stories through music

Create a soundscape using percussion instruments

Create a range of sounds to accompany a story

Compose and perform a rhythm to accompany a story

Compose and notate a short melody to accompany a story

PE

Netball

Develop passing and moving and play within the footwork rule

Develop passing and moving towards a goal

Develop movement skills to lose a defender

Defend an opponent and try to win the ball

Develop the shooting action

Develop playing using netball rules

Gymnastics

Create interesting point and patch balances

Develop stepping into shape jumps with control

Develop the straight, barrel, and forward roll

Transition smoothly into and out of balances
Create a sequence with matching and contrasting actions and shapes
Create a partner sequence incorporating equipment

PSHCE

Family & Relationships

Respecting differences in others
Stereotypes gender


Health & Wellbeing

My healthy diary
Health and wellbeing
Resilience: breaking down barriers

Spanish

Under the Sea

Recognise, recall and remember 7 sea creatures in Spanish.
Recognise, recall and remember a short phrase for each sea creature in Spanish.
Learn to listen attentively to, understand and participate actively in a Spanish song about creatures that live under the sea.



Ainsdale St. John's Curriculum Overview

Year: 4

Term: Autumn 2

Reading

Focus Text: The Train to Impossible Places by P.G. Bell

Predict what might happen from details stated and implied

Clarify vocabulary

Explore the meaning of words in context

Retrieve, record and present information

Retrieve and record information from non-fiction

Use dictionaries to check the meaning of words that they have read

Identify main ideas drawn from more than one paragraph and summarise

Draw inferences (inferring characters' feelings, thoughts and motives from their actions) and justify with evidence

Identify themes and conventions in a wide range of books

Identify how language, structure and presentation contribute to meaning

Discuss words and phrases that capture the reader's interest and imagination

Writing

Focus Text: Leon and the Place Between, Graham Baker-Smith

Written Outcome: Recount - Diary

Use Standard English forms for verb inflections

Extend the range of sentences with more than one clause by using a wider range of conjunctions including when, if, because, although

Indicate possession by using the possessive apostrophe with plural nouns

Recognise the difference between plural and possessive 's'

Build a varied and rich vocabulary

Use small details to describe characters and evoke a response

Use small details for time, place and mood

Use 1st person consistently

Write in consistent past tense

Chronological order

Write an opening paragraph to share thoughts and feelings and to summarise the day

Finish with a personal comment about hopes or concerns for the future

Maths

Measurement: Area

Find the area of rectilinear shapes by counting squares.

Compare areas

Number: Multiplication and division

Multiples of 3

Multiply and divide by 6

Multiply and divide by 9

Multiply and divide by 7

11 times-table and division facts

12 times-table and division facts

Multiply by 1 and 0

Divide a number by 1 and itself

Multiply three numbers

Science

Electricity

Identify common appliances that run on electricity

Construct a simple series electrical circuit, identifying and naming its basic parts, including cells, wires, bulbs, switches and buzzers

Identify whether or not a lamp will light in a simple series circuit, based on whether or not the lamp is part of a complete loop with a battery

Recognise that a switch opens and closes a circuit and associate this with whether or not a lamp lights in a simple series circuit

Recognise some common conductors and insulators, and associate metals with being good conductors

RE

Christmas - Exploring the Symbolism of Light/Hanukkah

Talk with understanding about the ways in which Jesus' followers bring his light into the world

Understand that light is used as a metaphor to describe Jesus and his impact on the world

Create light metaphors for Jesus that show understanding of Jesus' actions and divinity

Ask important and relevant questions about religious experiences and beliefs

Talk with understanding about the symbolism of Jesus as light

Understand that the light of Jesus brings hope in dark places

Recognise that Hanukkah is an important Jewish festival of light

Computing

Creating Media – Audio Editing

Identify that sound can be digitally recorded

Use a digital device to record sound

Explain that a digital recording is stored as a file

Explain that audio can be changed through editing

Show that different types of audio can be combined and played together

Evaluate editing choices made

Humanities

History: The Roman Empire and Impact on Britain

Explain the spread of the Roman empire from 800 BC to AD 305 and recall key facts about the invasion of Britain

Understand why the Romans built new roads in Britain, know where some of the main roads ran from and to and know how the roads were made

Understand how the Roman empire affected different people and how they felt and reacted to the changes that were being made by knowing about the resistance of Queen Boudicca and understanding different perspectives

Describe who Emperor Hadrian was, say when, how and why he built a wall and explain the features of the wall. I can understand what religious beliefs the Romans had and know about some of the gods and goddesses that they worshipped

Explain what Roman baths were and know about the different amenities they contained

Art & Design

DT: Seasonal Stockings

Explore and analyse existing products

Explore different ways to join fabric using sewing skills

Explore different ways to decorate fabric using sewing skills

Design a Christmas stocking

Use sewing skills to make a Christmas stocking

Evaluate a finished product

MusicRock & Roll

Understand the history of rock and roll music
Perform with a sense of style
Play a walking bass line on a tuned percussion
Play a rock and roll base line
Play a rock and roll piece of music

PEBasketball

Develop the attacking skill of dribbling
Use protective dribbling against an opponent
Develop the bounce and chest pass and begin to recognise when to use them
Develop tracking and defending an opponent
Develop the technique for the set shot
Apply the skills, rules and tactics you have learnt to a mini tournament

Swimming

Develop an understanding of buoyancy and balance in the water
Develop independent movement and submersion
Develop gliding and crawl legs
Develop front crawl breathing
Develop gliding and backstroke
Develop rotation, sculling and treading water

PSHCEFamily & Relationships


Change and loss

Health & Wellbeing

Looking after our teeth
Celebrating mistakes
My happiness
Emotions

SpanishMi Clase – My Classroom

Recall from memory a selection of nouns and indefinite articles for common classroom objects
Learn how to use the negative in Spanish
Describe what we have and do not have in our pencil case
Respond to simple classroom commands



Ainsdale St. John's Curriculum Overview

Year: 5

Term: Autumn 2

Reading

Focus Text: Hansel and Gretel by Neil Gaiman and Lorenzo Mattotti

Predict what might happen from details stated and implied

Explore the meaning of words in context

Retrieve, record and present information

Summarise the main ideas from more than one paragraph

Draw inferences (inferring characters' feelings, thoughts and motives from their actions); justify with evidence

Identify and discuss themes and conventions

Distinguish between fact and opinion

Identify how language, structure and presentation contribute to meaning

Evaluate authors' language choice, including figurative language

Make comparisons within and across books

Writing

Focus Text: The Lost Happy Endings by Carol Ann Duffy and Jane Ray

Written Outcome: To write a traditional tale focusing on describing settings, characters and an alternative ending. Pupils write the story of a character who mistreats others which leads to their own demise.

Use expanded noun phrases to convey complicated information concisely

Describe settings, characters and atmosphere

Integrate dialogue to convey character and advance the action

Use of inverted commas and other punctuation to punctuate direct speech

Develop and keep characters consistent through description

Develop settings through description and link this with the characters or plot Engage reader through selecting effective grammar and vocabulary e.g. manipulating sentence length, figurative language

Vary story opening: start with dialogue, action or description

Use paragraphs to vary pace and emphasis

Use dialogue to move action forward

Maths

Multiplication and division

Multiples and common multiples

Factors and common factors

Prime numbers, square numbers and cube numbers

Multiply by 10, 100 and 1,000

Divide by 10, 100 and 1,000

Multiples of 10, 100 and 1,000

Fractions

Find fractions equivalent to a unit and non-unit fraction

Recognise equivalent fractions

Convert improper fractions to mixed numbers and vice versa

Compare and order fractions less than 1

Compare and order fractions greater than 1

Add and subtract fractions with the same denominator

Add fractions within 1 and with a total greater than 1

Add to a mixed number
Add two mixed numbers
Subtract fractions: From a mixed number and breaking the whole

Science

Properties and changes of materials

Compare and group together everyday materials on the basis of their properties, including their hardness, solubility, transparency, conductivity (electrical and thermal), and response to magnets

Know that some materials will dissolve in liquid to form a solution, and describe how to recover a substance from a solution

Use knowledge of solids, liquids and gases to decide how mixtures might be separated, including through filtering, sieving and evaporating

Demonstrate that dissolving, mixing and changes of state are reversible changes

Explain that some changes result in the formation of new materials, and that this kind of change is not usually reversible, including changes associated with burning and the action of acid on bicarbonate of soda

RE

Christmas: The Gospels of Matthew and Luke

The nativity story is found in the Gospels of Matthew and Luke

The true meaning of Christmas is a celebration of the birth of Jesus

The Son of God, Messiah

Different denominations of Christianity hold differing views about Mary

Identify which parts of the nativity story can be found in each Gospel

Tell you about the audiences Matthew and Luke were writing for

Identify the influence the two stories have on our Christmas celebrations

Describe the Christian beliefs revealed in the nativity story

Talk about the different views of the importance of Mary

Computing

Creating Media: Video Editing

Recognise video as moving pictures which can include audio

Identify digital devices that can record video

Capture video using a digital device

Recognise the features of an effective video

Identify that video can be improved through reshooting and editing

Consider the impact of the choices made when making and sharing a video

Humanities

History: Vikings

Explain when and where the Vikings came from and why they raided Britain

Compare the significance of Anglo-Saxon kings during the Viking period

Explain who King Ethelred II was and say when and why Danegeld was introduced

Identify and explain key aspects of Viking life

Explain how the last Anglo-Saxon kings shaped Britain

Art & Design

DT: Building bridges

Explore ways in which pillars and beams are used to span gaps

Explore ways in which trusses can be used to strengthen bridges

Explore ways in which arches are used to strengthen bridges

Understand how suspension bridges are able to span long distances

Develop criteria and design a prototype bridge for a purpose

Analyse and evaluate products according to design criteria

MusicBlues

Know the key features of Blues music
Play the first line of the 12-bar Blues
Play the 12-bar Blues
Play the Blues scale
Improvise with notes from the Blues scale

PENetball

Develop passing and moving to maintain possession
Use a variety of attacking skills to lose a defender
Move into and create space to support a teammate
Use defending skills to gain possession
Develop accuracy in the shooting action under pressure
Use and apply skills, principles and tactics to a game situation

Fitness

Develop an awareness of what your body is capable of
Develop speed and stamina
Develop strength using my own body weight
Develop co-ordination through skipping
Perform actions that develop agility
Develop control whilst balancing

PSHCEFamily & Relationships

Bullying
Stereotypes: Race and religion

Health & Wellbeing

The importance of rest
Taking responsibility for my feelings
Healthy meals

SpanishMy Home

To describe what rooms there are and are not in our home in Spanish
Say and write in Spanish whether we live in a house or an apartment
Say what room we have using the key structure 'en mi casa hay...' and 'en mis casa no hay...'
Use the conjunction 'y' to link two sentences together



Ainsdale St. John's Curriculum Overview

Year: 6

Term: Autumn 2

Reading

Focus Texts: Into the Jungle by Katherine Rundell; Martha's Suitcase

Clarify vocabulary with verbal and written definitions

Read and retrieve

Distinguish between fact and opinion

Summarise the main ideas from more than one paragraph

Identify and discuss themes and conventions

Writing

Focus Text: Can We Save the Tiger by Martin Jenkins

Written Outcome: To write an independent version of a booklet based on an amazing animal (hybrid text type including information, explanation and persuasion).

Enhance meaning through selecting appropriate grammar and vocabulary

Use modal verbs and adverbs to indicate degrees of possibility

Use brackets, dashes or commas to indicate parenthesis

Use concise word choices

Select language to appeal to the reader

Clarify technical vocabulary

Adapt formality to suit purpose and audience

Provide well-developed factual information for the reader

Manipulate style for specific purpose and audience (hybrid text)

Maths

Fractions (A)

Equivalent fractions and simplifying

Compare and order fractions

Add and subtract simple fractions

Add and subtract any two fractions

Add mixed numbers

Subtract mixed numbers

Multi-step problems

Fractions (B)

Multiply fractions by integers

Multiply fractions by fractions

Divide a fraction by an integer

Mixed questions with fractions

Find fractions of amounts

Find the whole

Measures

Metric measures

Convert metric measures

Calculate metric measures

Miles and kilometres

Imperial measures

ScienceLiving things and their habitats

Describe how living things are classified into broad groups according to common observable characteristics and based on similarities and differences, including micro-organisms, plants and animals

Give reasons for classifying plants and animals based on specific characteristics

REHow do Christians prepare for Christmas?

Describe the symbolism, practices, beliefs and themes of the season of Advent

Explain the ways in which Jesus fulfilled the Old Testament prophecies

Express and explain their hopes and dreams for the future

Use religious vocabulary to show they understand the themes of Advent

Express their opinion about what they think the message of John the Baptist would be today

Reflect on and decide what they have learnt from this unit about Christianity and themselves

ComputingWeb Page Creation

Review an existing website and consider its structure

Plan the features of a web page

Consider the ownership and use of images (copyright)

Recognise the need to preview pages

Outline the need for a navigation path

Recognise the implications of linking to content owned by other people

HumanitiesHistory: World War 2 and evacuees

Explain why World War II began and order events from early World War II on a timeline

Know when, where and why children were evacuated in World War II (Local history: Bootle children evacuated to Ainsdale)

Learn about rationing during World War II and how people adapted to deal with reduced product availability

Know the importance and significance of the role of women during World War II

Explain what the Holocaust was and describe some events that happened

Art & DesignDT: Air Raid Shelters (Structures)

Investigate the purpose and appearance of shelters

Investigate the materials and features of shelters and how to draw diagrams

Investigate and practise woodwork skills

Design an air raid shelter

Make an air raid shelter by following a plan

Evaluate, make predictions and promote a completed air raid shelter

MusicSongs of WW2

Use musical vocabulary to identify features of different eras of music

Improve accuracy in pitch and control, singing with expression and dynamics

Identify pitches within an octave when singing

Use knowledge of pitch to develop confidence when singing in parts

Notate a melody using pitches up to an octave

PEFitness

Develop an awareness of what your body is capable of
Develop speed and stamina
Develop strength using my own body weight
Develop co-ordination through skipping
Perform actions that develop agility
Develop control whilst balancing

Hockey

Develop dribbling to beat a defender
Develop sending the ball using a push pass
Develop receiving the ball with control
Move into space to support a teammate
Develop using an open stick (block) tackle and jab tackle to gain possession of the ball
Apply the rules and skills you have learnt to play in a hockey tournament

PSHCEFamily & Relationships

Change and loss

Health & Wellbeing

Taking responsibility for my health
The impact of technology on health
Resilience toolkit
Immunisation

SpanishWorld War II

Group and order words to decode unknown language
Understand the key facts of history from WW2 when described in Spanish
Say and write in Spanish the key countries and languages involved in WW2
Write a letter in Spanish home explaining what life is like as an evacuee living in the countryside